



TREMLOCK[®] T-138

SHINGLE RECOVER SYSTEM



The TremLock T-138 Shingle Recover System provides a long-term and economical solution for building owners because you can keep your existing roof in place!

The symmetrical standing seam panel of Tremco Roofing's TremLock T-138 Shingle Recover System offers many advantages, including: ease of installation, individual panel replaceability and improved weathertightness. This system installs directly over existing shingles without tear off or underlayment. Patented clips create an energy-saving airspace between the two roofs.


No Tear-Off Required*

As long as the deck is serviceable, there is no need for the added expense and hassle of removing and disposing of the existing shingles (please check with your local code authority to determine if one or two layers of shingles are allowable for recover). Because the TremLock T-138 clip creates airspace between the existing and new roof, the added expense of applying an underlayment is eliminated.

*The Department of Public Health and Environment has issued a policy position that asphalt shingles no longer will be considered a recyclable material. The department is concerned because only one one-hundredth of one percent of the waste shingles stockpiled for recycling in 2014 were actually recycled. According to the department "It was apparent from the information provided by the asphalt shingle recycling industry that end-use markets for recycled asphalt shingles are currently extremely limited" – Source – National Roofing Contractors Association (NRCA)

TremLock T-138 Shingle Recover Clip

Clip alignment is the key to properly installing a standing seam recover over shingles. The patented TremLock T-138 clip is long enough to sit on two shingles simultaneously. This aligns the clip into the plane of the roof. The clip also holds the panel up 3/4" above the existing roof; even with this gap, the panels are walkable without causing damage. The system also features vented eave and ridge components which, when combined with the TremLock T-138 clip, enable uninterrupted airflow between the existing and new roof.



THE TREMLOCK T-138 SHINGLE RECOVER SYSTEM OFFERS:

No tear off/disposal of existing roof

- + Ease of installation
- + No underlayment required
- + Decades-long service life
- + Reduced utility expense

= Quicker Payback



The patented TremLock T-138 Shingle Recover Clip is installed with two fasteners into the existing substrate and allows for a 3/4" airspace between existing and new roofs.





Clip seated on two shingles with fasteners through lower ends of the shingles.



Corrugated sheeting installed at the ridge allows for continuous air flow between the existing and new roof while providing support for the panel and closure.

Above Sheathing Ventilation (ASV)

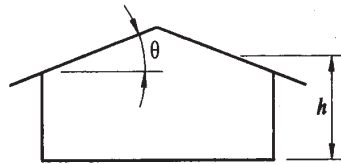
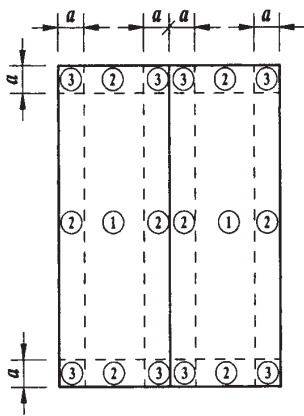
Utilizing an air space to help reduce heat transfer is not new. Oak Ridge National Laboratories has tested and documented that a free-flowing air space between a metal roof and shingles can reduce heat transfer by 30% to 45%. Up until now, the common method to provide ASV was to install a series of vertical and horizontal framing members, which greatly increased material and labor expense. The TremLock T-138 Shingle Recover System clip eliminates all framing and allows unencumbered airflow in all directions. Although this recover system was designed for retrofit applications, it is equally suitable for new construction.

Manufacturer's Recommended Fastening Pattern

For Buildings Less than 40' Maximum Roof Height Roof Pitch 7°(1.5:12) to 27°(6.1:12)

Fastening Pattern for Various Wind Speeds (NG= No Good)

FASTENER	CLIP TYPE	SUBSTRATE	WIND SPEED	ROOF ZONE 1	ROOF ZONE 2	ROOF ZONE 3
2 (4) #14-10 Type A per clip	8" Shingle Recover Clip	7/16" OSB	100-125 MPH	24" (36")	12" (30")	9" (18")
			125-150 MPH	18" (36")	9" (18")	NG (12")
			150-175 MPH	12" (24")	NG (12")	NG (9")
2 (4) #14-10 8" Type A per clip	Shingle Recover Clip	1/2" Plywood	100-125 MPH	36" (36")	24" (36")	12" (36")
			125-150 MPH	24" (36")	12" (36")	12" (30")
			150-175 MPH	24" (36")	12" (36")	9" (18")
			175-200 MPH	12" (24")	NG (12")	NG (9")
2 (4) #14-10 Type A per clip	8" Shingle Recover Clip	5/8" Plywood	100-125 MPH	36" (36")	36" (36")	24" (36")
			125-150 MPH	36" (36")	24" (36")	12" (36")
			150-175 MPH	36" (36")	12" (36")	12" (24")
			175-200 MPH	24" (36")	12" (30")	9" (18")
2 (4) #14-10 Type A per clip	8" Shingle Recover Clip	3/4" Plywood	100-125 MPH	36" (36")	36" (36")	24" (36")
			125-150 MPH	36" (36")	36" (36")	24" (36")
			150-175 MPH	36" (36")	36" (36")	12" (30")
			175-200 MPH	30" (36")	18" (36")	12" (12")
2 (4) #12-13 Dekfast per clip	8" Shingle Recover Clip	22 Ga Metal Deck	100-125 MPH	48" (48")	48" (48")	36" (48")
			125-150 MPH	48" (48")	36" (48")	24" (42")
			150-175 MPH	36" (48")	24" (42")	12" (30")
			175-200 MPH	36" (48")	18" (36")	12" (12")
2 (4) #15-13 Dekfast per clip	8" Shingle Recover Clip	24 Ga Metal Deck	100-125 MPH	48" (48")	42" (48")	30" (48")
			125-150 MPH	48" (48")	48" (30")	36" (18")
			150-175 MPH	36" (48")	24" (42")	12" (30")
			175-200 MPH	30" (36")	18" (36")	12" (12")





Dimension "a" is defined as 10% of the least horizontal dimension or .4h, whichever is smaller, but not less than 4% of the least horizontal dimension or 3 ft. where "h" is defined as the mean roof height in feet.

Notes:

1. Values in parenthesis indicate clip spacing when four fasteners per clip are used.
2. Table is calculated using ASCE 7-10 "Minimum Design Loads for Buildings and Other Structures".
3. Values cannot be utilized for buildings with a peak height greater than 40'.
4. Values cannot be used for buildings with a roof pitch less than 7° or greater than 27°.
5. Values are for buildings located in Exposure C areas.
6. Fastening pattern is the distance between panel clips.
7. Calculations use pullout values provided by the screw manufacturer.
8. Factor of safety used for pullout is 3.00 when attaching to plywood & OSB. Adjust values accordingly for a different factor of safety.
9. Factor of safety used for pullout is .225 when attaching to metal deck. Adjust values accordingly for a different factor of safety.
10. See Diagram to the left for roof zone definition.

This table should be used for estimating purposes only. A professional engineer registered in the state where the project is located should be consulted prior to construction.



You don't need to remove your roof shingles, even if they're damaged! The high-performance TremLock T-138 Shingle Recover System is the perfect choice to retrofit on top of them. It's easy to install, watertight, attractive, lasts for decades, and is much better for the environment than a messy, disruptive tear-off and replacement. The patented clip eliminates costly, heavy framing and allows unencumbered airflow in all directions, dramatically reducing heat transfer and lowering energy use.



Find your nearest Tremco Roofing sales representative at tremcoroofing.com/find-a-rep

3735 Green Road | Beachwood, OH | 44122 | 800.852.6013
220 Wicksteed Avenue | Toronto, ON | M4H 1G7 | 800.668.9879
tremcoroofing.com

 **TREMCO**
Roofing & Building Maintenance